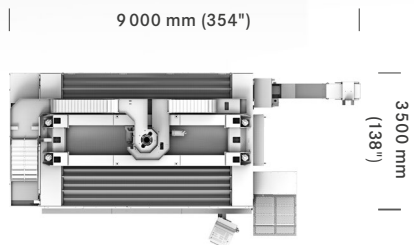




FZU

5-AXIS PORTAL MILLING MACHINE



Additional variants available.
Illustrations are similar.
Subject to technical modifications.

OPTIMAL PRICE/PERFORMANCE DENSITY: THE PORTAL MILLING MACHINE FZU.

The FZU is a remarkably compact 5-axis gantry milling machine for machining aluminum, fiber composite materials, plastics and Ureol. The particularly rigid and **newly developed center lead portal** enables us to meet the ever growing requirements in the model and mold making industry. The **thermo-symmetrical construction** makes the FZU less susceptible to adverse ambient conditions. The modular design of the mono-block hook machine offers **different lengths and height versions**, as well as extensive equipment options, such as process cooling with cooling lubricants and/or minimum quantity lubrication. The great flexibility in material handling, the highest surface quality and accuracy result in optimum price/performance density.

Thermosymmetric.

Ergonomic.

Universal.

The Portal Milling Machine

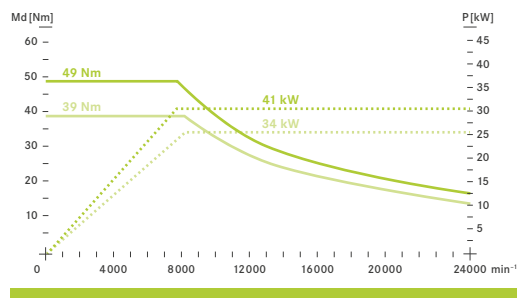
FZU from Zimmermann.



THE HEART OF THE MACHINE: THE ZIMMERMANN MILLING HEAD VH10.

The FZU is equipped with the **newly developed dynamic** 2-axis milling head VH10. Due to its **slim design**, the VH10 only has minimal interference contours. The fork head is a mono block cast version. Despite its small size, the VH10 reached high clamping forces and thus allows a stable component processing. In order to minimize lead times, the VH10 is available with a powerful 46 hp (24,000 rpm) spindle option.

An effective **process cooling with cooling lubricants and/or minimum quantity lubrication** are optionally available. Furthermore, the milling head can be used for the ultrasonic cutting processes. In particular, the VH10 is suitable for aluminum and composite material, plastics, UREOL and clay milling.



Torque / Output diagram VH10 – 46 hp (34 kW)

TECHNICAL DATA.

FZU

Working Ranges

X-axis	79" / 157" / 236" (2 000 / 4 000 / 6 000 mm)
Y-axis	118" (3 000 mm)
Z-axis	49" / 59" (1 250 / 1 500 mm)

Table Size

Length	87" / 165" / 246" (2 200 / 4 200 / 6 250 mm)
Width	118" (3 000 mm)
Height	22" (560 mm)
Table load	6 000 kg/m ² (max. 10 000 kg)
T-Slots (longitudinal)	18 ^{H12}
Pitch of T-slots	10" (250 mm)

Drives – Linear Axes

Feed rate	X-, Y-, Z-axis	up to 2 362 ipm (60 m/min)
Acceleration	X-, Y-, Z-axis	up to 118 in/s ² (3 m/s ²)

Dimensions, Weight

Required space (without peripherals)	Length	138" / 232" / 318" (3 500 / 5 900 / 8 100 mm)
	Width	295" (7 500 mm)
	Height	192" / 212" (4 900 / 5 400 mm)
Total weight		approx. 35 000 kg

Accuracy

Standard accuracy	in accordance to VDI / DGQ 3441 or ISO 230-2
Special accuracy	on request

Options

CNC control	Heidenhain TNC 640 Siemens Sinumerik 840D sl
Tool probe	Renishaw RMP 60 Q (optional) m&h 20.41- multi (optional)
Tool measuring system	Blum Control NT – Micro (optional)
Work area cover	included
Tool changer	Chain Magazine 31 x (included) / 62 x (optional)
Chip conveyor	optional (chip box included)
Coolant supply, minimum-quantity lubrication, air blowing	external and through tool

MILLING HEAD VH10

Performance

Torque rotary axes	in control	A-axis: 443 ft lb (600 Nm) C-axis: 448 ft lb (608 Nm)
	clamped	A-axis: 1 017 ft lb (1 380 Nm) C-axis: 974 ft lb (1 321 Nm)

Swivelling Range

A-axis	±110° +125° / -95°
C-axis	300° [Z = 1 250 mm] 360° [Z = 1 500 mm]

Drives - Rotary Axes

Rate of feed	A-, C-axis	180°/s
Acceleration	A-, C-axis	700°/s ²
Resolution	A-, C-axis	0.0001°

Accuracy

Positioning accuracy	A-, C-axis	10"
Repeatability	A-, C-axis	6"

Milling Spindle – 46 hp (34 kW)

Spindle power	S1 (100%)	46 hp (34 kW)
	S6 (40%/2 min)	55 hp (41 kW)
Spindle speed		24 000 rpm
Torque	S1 (100%)	29 ft lb (39 Nm)
	S6 (40%/2 min)	36 ft lb (49 Nm)
Constant power		8 260 – 24 000 rpm
Swivel axis – spindle nose		10" (250 mm)
Tool holder		HSK-A63
Tool clamping		spring clamp
Tool unclamping		hydraulic
Lubrication		permanent grease lubrication